

Connect Your SC5 Smart Smoke & Carbon Monoxide Alarm for Smart Alerts & Features

1. Download the First Alert by Resideo app and create an account



2. Scan the QR code on side of alarm or from the quick start guide document
3. Press the button on the front of the alarm to start setup
4. Follow prompts in-app
5. Repeat steps 2-4 for all your SC5 alarms



Alerts Home or Away

Sends mobile alerts whether home or away

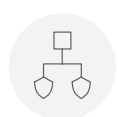


Smoke Detected

9:40 AM


There is smoke originating in Living Room at Home

ADDITIONAL FEATURES



2-in-1 Protection

Smoke/fire and carbon monoxide alarm



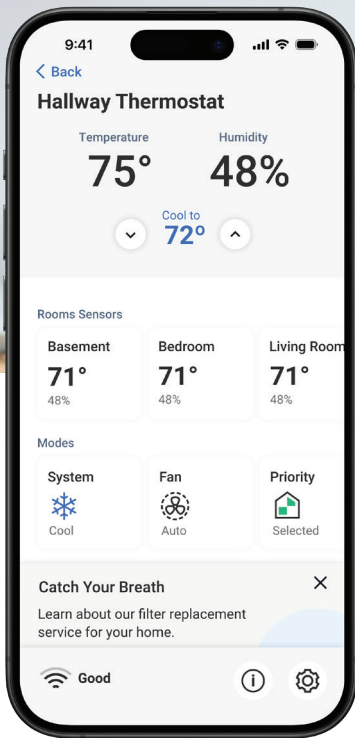
Voice Alerts with Heads-Up Warning

Tells you type and location of danger



Interconnect

When one alarm sounds, all compatible alarms sound



Don't Forget to Connect Your Smart Thermostat!

Control your home's temperature at home or on the go, set schedules or let it adapt to your lifestyle to help save on energy and utility costs.

Add your smart thermostat in the First Alert app and follow the instructions to setup.

Expand Protection & Elevate Comfort with Our Family of Brands

The First Alert app is compatible with select First Alert, Resideo and Honeywell Home branded products, providing a seamless experience with your home's devices from safety, comfort, video and water leak detection.

Learn more about our app & compatible devices.



© 2025 Resideo Technologies, Inc. All rights reserved. These products are manufactured by Resideo Technologies, Inc. and its affiliates.
Google LLC. Google Nest Protect, G Logo, Google, and related marks and logos are trademarks of Google LLC.
Compatibility with Google Nest Protect requires the Google Home app and a Google Account.

For more information
resideo.com

